

# Workforce Mobility Survey 2018/19

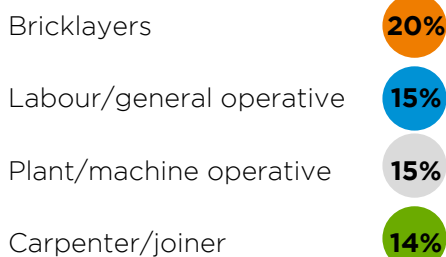


CITB NI carries out a regular programme of employer research to provide up-to-date intelligence and the evidence needed to underpin policy making and strategic decisions.


The Workforce Mobility and Skills Survey 2018/19 was commissioned by CITB GB on a UK wide basis establish reliable information on the qualification levels of the UK construction workforce and the extent of geographic and occupational mobility. The focus of the survey was on site-based manual occupations. A separate report is available for the whole of the UK construction workforce and for the NI workforce findings. This infographic will summarise the findings from the NI report.

## Sample

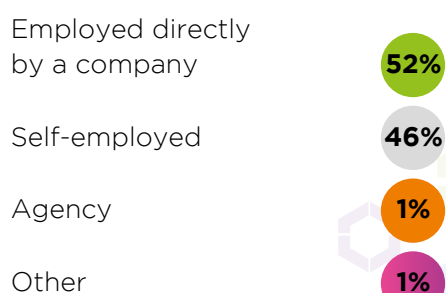
155 face-to-face interviews in different occupations, including



## Age Profile



## Employment Status



## Work History

37% of NI construction workers have worked in the construction industry for over 20 years

79% of workers in NI have only ever worked in the construction industry

40% of all construction workers in NI have worked in more than one construction trade or occupation whilst working in the construction industry

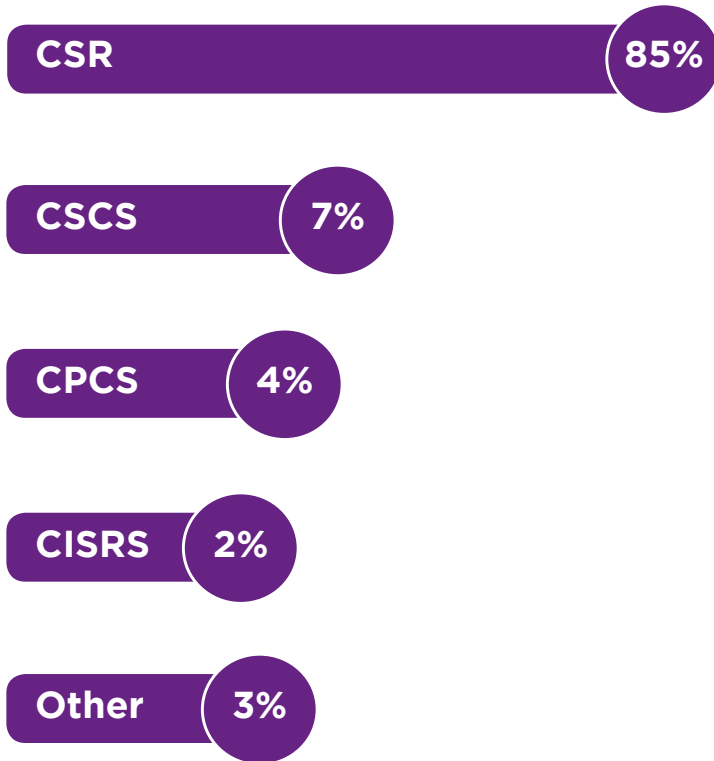
87% of construction workers in NI would like to carry on in the same trade or occupation

## Employed on a temporary basis

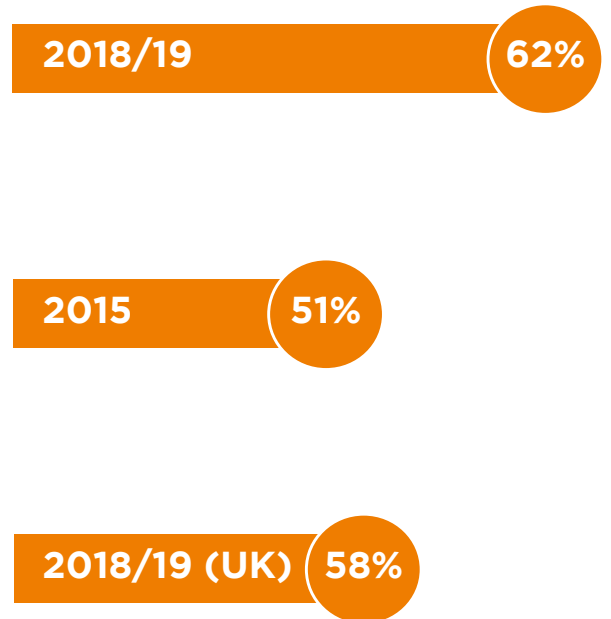




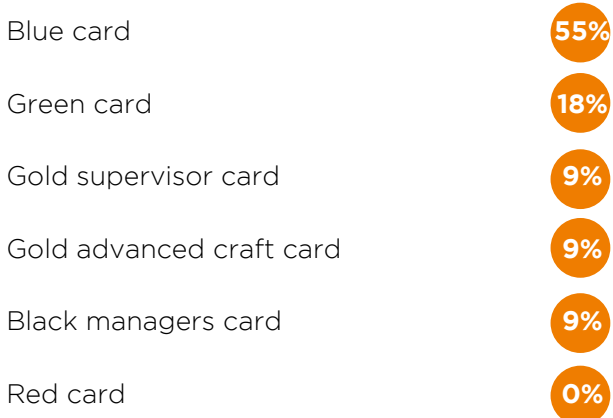
Type of card held



NVQ/SVQ is the most commonly held qualification by NI construction workers



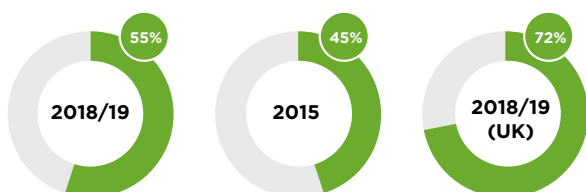
Level of card held



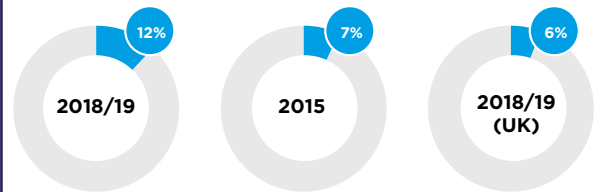
Have no formal qualifications 2018/19



Hold some sort of construction related qualification at the time of interview



Are currently working towards a formal qualification relevant to construction



## Supervisory / Management Role

Perform a supervisory or management role on their site

NI **21%**

UK **30%**

Have had formal training designed to improve managerial or supervisory knowledge or skills

Overall **19%**

Those who have some form of supervisory or management responsibilities **61%**

## Geographic Mobility

Working in Northern Ireland because they grew up there/have always lived there **70%**

Have worked in Northern Ireland for their entire construction career **57%**

Achieved their first construction qualification in Northern Ireland **93%**

Average (mean) distance from workers' current residence to their current site **18 miles**

## Mobility within the Industry

Types of projects have spent significant time on

New housing **85%**

Public non-housing **61%**

Commercial work **50%**

Housing R&M **47%**

Private industrial work **41%**

Infrastructure **38%**

**Northern Ireland is the least likely region/nation to have its construction workers working on just one project type**

NI **21%**

UK **30%**

**Will be still working in construction in 5 years**

Definitely **50%**

Very likely **28%**

Quite likely **8%**

Unlikely **4%**

Definitely would not be **2%**

Expect to be retired **5%**

